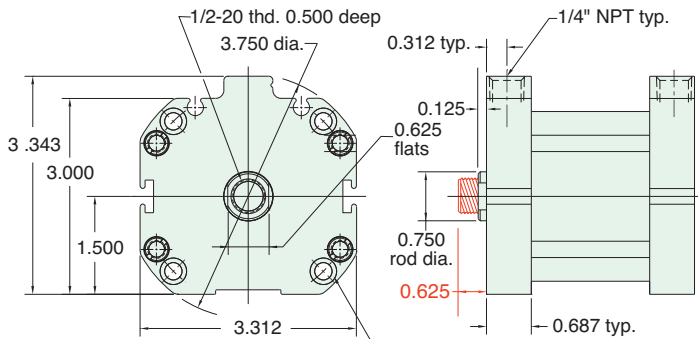


2 1/2" BORE AFO COMPACT CYLINDER



AF - □□□ - 40 - □



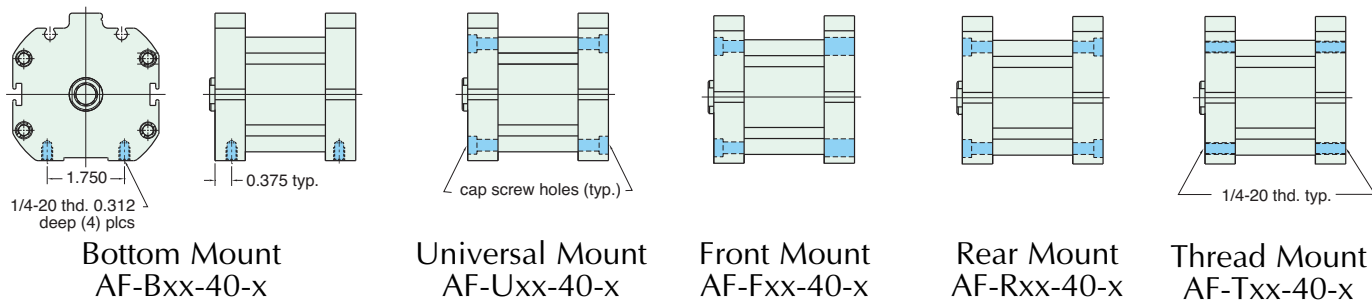
Mounting holes for 0.250 socket head cap screw (4) plcs equally spaced on 3.250 dia. bolt circle



For rod with male thread option, add -T to the end of the part number after Stroke
See [page 71](#) for Air Force One numbering system

MOUNTING STYLES

Five mounting styles give you versatility and fast, easy installation.

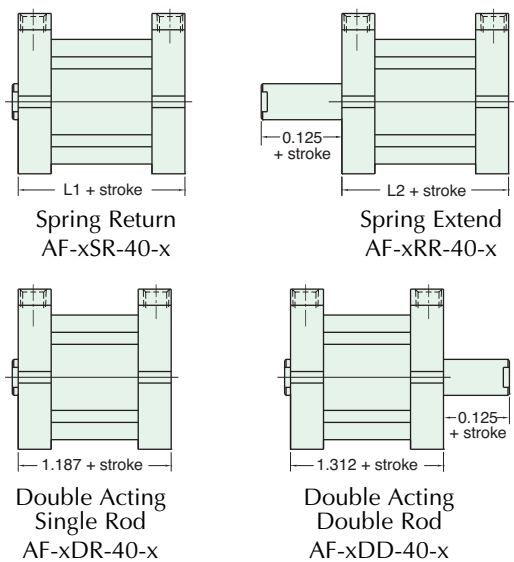


CYLINDER LENGTHS

"L"	Stroke	Spring Return	Spring Extend
L1	1/4" - 1"	1 3/16"	
L1	1 1/8" - 2"	2 1/16"	
L1	2 1/8" - 3"	2 15/16"	
L1	3 1/8" - 4"	3 13/16"	
L2	1/4" - 1"		1 15/16"
L2	1 1/8" - 2"		2 13/16"
L2	2 1/8" - 3"		3 11/16"
L2	3 1/8" - 4"		4 9/16"

Overall length of body is stroke plus "L"

Add 7/8" for Magnetic Piston



Spring Forces	
Spring Return	
Compressed	At Rest
25 lbs.	18.5 lbs.
Spring Extend	
Compressed	At Rest
25 lbs.	18.5 lbs.